

# Roxy - Mesh





GATEWAY office furniture

# Roxy - Mesh



## Features

- Pneumatic Height Adjustable
- Fixed Loop Arms
- Knee Tilt Synchronous Mechanism
- Tilt Tension Adjustment
- 2 Position Tilt Lock
- 5 Spoke Aluminum Base
- May Be Shipped By A Small Carrier  

| Products        | SKU#     | List Price |
|-----------------|----------|------------|
| Roxy Mesh Black | 5CS800BM | \$899      |
| Roxy Mesh White | 5CS800BW | \$899      |


| Dimensions        | Roxy Vinyl    |
|-------------------|---------------|
| Total Depth       | 20 1/2"       |
| Total Height      | 34 1/2" - 36" |
| Total Width       | 22 1/4"       |
| Seat Width        | 19"           |
| Seat Height       | 18 1/2"       |
| Chair Back Width  | 18"           |
| Chair Back Height | 19"           |
| Weight            | 32 lbs        |

**Back**



Black Mesh

**Seat**



Black Mesh

**Base**



Chrome



**GATEWAY** office furniture